

TECHNICAL DATA SHEET

60W CC DRIVER

Output Rating: 27V - 36V, 1.4A

Model No: ECA27V40100A160-S



Input Specifications

S. No.	Parameter	Specification
1.	Nominal Input Voltage	240Vac, Single Phase
2.	Operating Frequency Range	47Hz to 60Hz
3.	Performance Input Voltage Range	140Vac - 285Vac
4.	Input Wattage	60W \pm 3W
5.	Input Current @ 240Vac	265mA (Maximum)
6.	Total Harmonic Distortion @ 240Vac	< 10%
7.	Power Factor	> 0.95

Output Specifications

S. No.	Parameter	Specification
1.	Output Voltage range	27-36V
2.	Output Current	1400 mA \pm 5%
3.	LED Current Regulation from input Voltage 140Vac to 285Vac	\pm 5%
4.	Output Voltage Ripple (Peak to Average)	< 10%
5.	Output Current Ripple (Peak to Average)	< 30%

General Specifications

S. No.	Parameter	Specification
1.	Driver Efficiency	> 85%
2.	Electrical Class	Class I
3.	Ingress Protection	IP65
4.	Operational Temperature Range	-10°C to 50°C Ambient
5.	Max Case Temperature @ Tc point	90°C
6.	Case Temperature @ Tc point for warranty	80°C
7.	Product Life @ Tc 80°C	50000 Hours
	Product Life @ Tc 90°C	25000 Hours
8.	RoHS Compliance	Complied

Protections and Driver Safety:

S. No.	Parameter	Specification
1.	Output Open Circuit Protection	Provided
2.	Output Short Circuit Protection	Provided
3.	Input Low Voltage ON Point	> 80V
	Input Low Voltage Fold-back	<110Vac
4.	Input High Voltage Cut-off	320V \pm 10V
	Input High Voltage Reconnect	300V \pm 10V
	Input 440V Withstanding	>48 Hours
5.	Over Temperature fold back	> 80°C (Driver Ambient)
6.	Isolation Between Input, Output to Protective GND	1.5KV
	Isolation Between Input to Output	1.5KV
7.	Insulation Resistance	> 10MOhms
8.	Surge Protection (Differential Mode)	6KV
	Surge Protection (Common Mode)	6KV
	Surge Withstanding (No of 5KV Pulses)	>500

TECHNICAL DATA SHEET

60W CC DRIVER

Output Rating: 27V - 36V, 1.4A

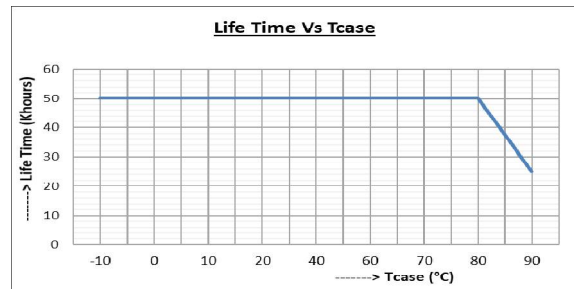
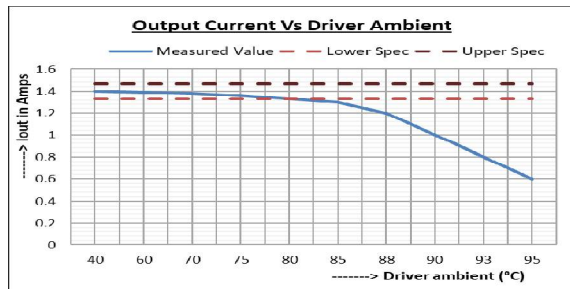
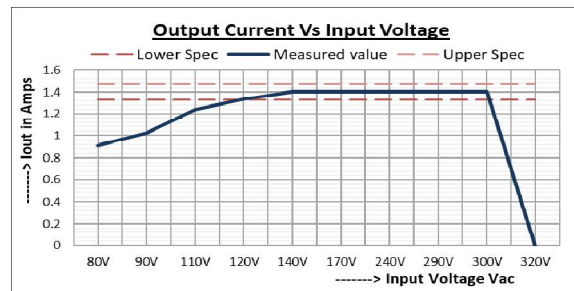
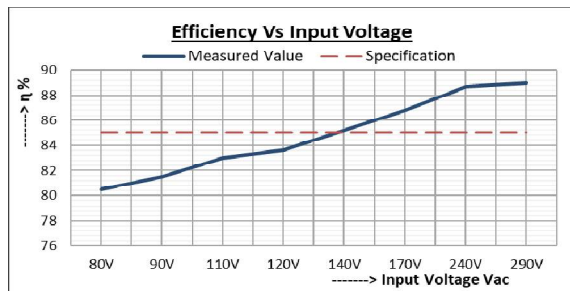
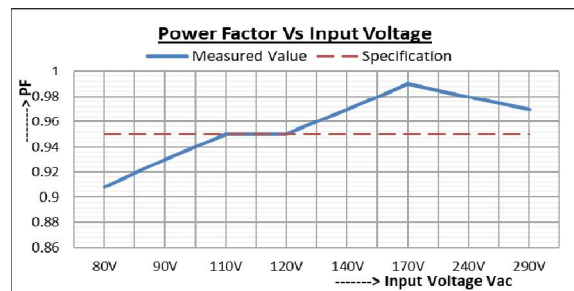
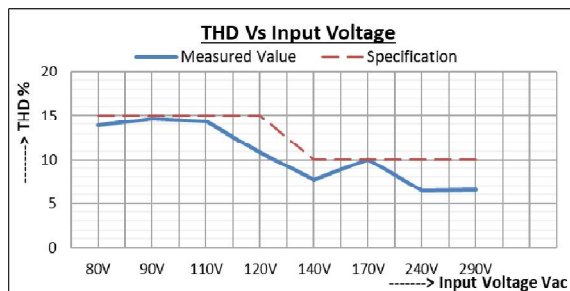
Model No: ECA27V40100A160-S



Other Specifications

S. No.	Parameter	Specification
1.	Housing Material	Aluminium Extrusion
2.	Dimensions(mm)	146mm x 50mm x 37mm (L x B x H)
3.	Weight	~420 grams
4.	Input Connection	Phase: 20/19/32, PTFE Wire Brown Colour – 20CM Length Neutral: 20/19/32, PTFE Wire Blue Colour – 20CM Length Protective GND: 20/19/32, PTFE Wire Yellow-Green/Green – 20CM Length
	Output Connection	LED '+': 20/19/32, PTFE Wire Red Colour – 20CM Length LED '-': 20/19/32, PTFE Wire Black Colour – 20CM Length

Typical trend of Different Parameters:



TECHNICAL DATA SHEET

60W CC DRIVER

Output Rating: 27V - 36V, 1.4A

Model No: ECA27V40100A160-S



Dimensional Drawing:

